


# ClearliQ

# Earwax Drops & Syringe

Instructions for use

 Carefully consult the instructions for use, even if you have used the product before. Do not discard these instructions as they contain important information that may have changed due to new research or findings since you last used the product. Store the instructions for future reference.

### ClearliQ Earwax Drops & Syringe

Consist of:

- ClearliQ Earwax Drops 10ml E
- ClearliQ Water Syringe
- Instructions for use
- Consumer box

Earwax, also known as cerumen, is a natural secretion produced by your ear. It is made up of various components like fatty acids, alcohols, squalene, and cholesterol. In case of excessive earwax, it can block the ear canal and may lead to discomfort, hearing loss, or even inflammation.

### Intended use

The ClearliQ Earwax Drops & Syringe is designed for softening and removing excessive earwax, suitable for adults and children aged 2 years and older.

### Mode of action

The mode of action of ClearliQ Earwax Drops involves a rich low viscosity, oil-based formula that softens, and dissolves hardened earwax. This process makes earwax easier to remove and prevents the formation of hard earwax plugs. The drops also serve as an effective pre-treatment for ear syringing, ensuring that earwax can be safely and effectively removed with lukewarm water using the included syringe.

### Dosage

Apply 10-15 drops of ClearliQ Earwax Drops (unless otherwise advised by a doctor or specialist), on the earwax of the affected ear. Seal the ear using cotton wool (not included).

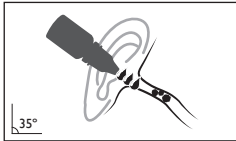
### Directions for use

#### ClearliQ Earwax Drops

##### Step 1: Apply ClearliQ Earwax Drops.

Ensure hands are clean before handling the product. Warm the formula by holding the bottle in your hands for a few minutes to bring the product to body temperature. Shake the bottle gently before use. Tilt your head to one side, apply the tip near the entrance of the ear canal without inserting it. Apply 10-15 drops of ClearliQ Earwax Drops,

(unless otherwise advised by a doctor or specialist), on the earwax of the affected ear. Seal the ear using cotton wool (not included). Remain in the same position for 5 minutes allowing the formula to penetrate the earwax. Gently massage the base of the ear to help dissolve the earwax. The formula can reach the earwax and inner ear more effectively by gently pulling the earlobe to the side. Sit up after 5 minutes, remove the cotton wool and wipe away any excess liquid and softened earwax with a clean tissue. Ensure to close the cap of ClearliQ Earwax Drops after each application to prevent the formula from drying out. Do not insert any objects into the ear canal to remove earwax.



### Directions for use ClearliQ Water Syringe

Make sure you are seated before use of the water syringe, and preferable over a sink, bowl or towel. Only use it after treating the earwax with ClearliQ Earwax Drops, as described in Step 1.

##### Step 2: Fill the Water Syringe

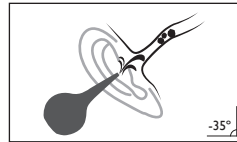
Press the bulb to remove the air, submerge the nozzle in lukewarm water. Release the bulb slowly filling it with water.

##### Step 3: Administer in the ear

Position the nozzle gently at the entrance of the ear canal, do not insert it. Squeeze the bulb softly to irrigate the ear canal. Apply only light pressure to maintain low pressure and protect the eardrum. Lean your head to let the water drain into the sink or towel.

NOTE: The Water Syringe is intended solely for rinsing the ear with water.

Repeat step 1 to 3 until the desired result is achieved with a maximum of 3 repetitions. If the desired result is not achieved after 3 attempts, discontinue use and consult your doctor or specialist.



### Precautions for use

Do not use in case of:

- Damaged or perforated eardrums, grommets, (ear tubes), open wounds (for example, after ear surgery) or when the ear canal is blocked by a foreign object.
- When you are hypersensitive or allergic to any of the ingredients.
- Consult a doctor if you experience pain, persistent irritation, or an allergic reaction.
- Consult your doctor or pharmacist before using this product if you are pregnant or breastfeeding or when you suffer from an ear infection.
- ClearliQ Earwax Drops & Syringe is a product intended for single-patient use.
- For external use only.

### Storage

- Store in a cool, dry place away from direct sunlight.
- Keep out of reach of children.
- ClearliQ Earwax Drops can be used 12 months after opening.
- When the treatment is complete dispose the bottle, leaflet and carton as with any common urban waste. Consider the environment and recycle.
- Lot number and expiration date: see bottle.

### Ingredients

Seed oils (Vitis Vinifera Seed Oil, Brassica Campestris Seed Oil) 82.5%, Squalene 12%, DBE (Dimethyl Glutarate, Dimethyl Adipate, Dimethyl Succinate) 5%, Tocopheryl Acetate.

### Possible side effects of ClearliQ Earwax Drops

If used according to the instructions for use, this product is generally well tolerated. Regular or persistent side effects are not known so far. If a serious incident has occurred in relation to the product, report to the manufacturer mentioned on the leaflet and the competent authority in your country.

### Possible Side Effects of ClearliQ Water Syringe

In rare instances, using the water syringe may cause discomfort, especially if the delicate lining of the ear is damaged, inflamed, infected, or broken. In any of these conditions are present, it is advisable not to use the water syringe, as it may lead to painful episodes. If a serious incident has occurred in relation to the product, report to the manufacturer mentioned on the leaflet and the competent authority in your country.

### Key symbols



See instructions for use



English text Symbol



Keep away from sunlight



Product is intended single patient use



Medical device



CE Marking



Unique device identifier



Lot number and expiration date



Product must be stored between 10° and 30° Celsius



Product can be used 12 months after opening

# ClearliQ



**Manufacturer**  
NVV Pharma B.V.  
Keizersgracht 62  
1015CS Amsterdam  
The Netherlands



**Distributor**  
(Distributor name)  
(Address)  
(Postal code + City)  
(Country)

Leaflet last updated:  
03 December 2025  
E02014XX101